

SURGERY

Synopsis

Chairman’s Message: Philanthropy in the Department of Surgery



Carlos A. Pellegrini, MD,
FACS, FRCSI (Hon.)
The Henry N. Harkins
Professor & Chair

Friends & Colleagues of the Department of Surgery:

Philanthropy literally means “love of humanity.” The Philosophical Dictionary contains a similar definition: “A state of educated habits stemming from love of humanity that benefits both the giver and receiver.” The Fall 2014 issue of *Surgery Synopsis* focuses on philanthropy and provides vivid examples on how it has helped our Department. We dedicate this issue to our donors and we thank them for their confidence and trust that together we can craft a better future for humanity.

Without the generosity and love of humanity – in other words: philanthropy – of our friends, patients, alumni and current staff and faculty, our mission would be constricted; discoveries, not made; and work for the public good dramatically diminished.

All the stories behind those inspired to give to our Department would fill a book: A patient, grateful to be alive after a difficult operation decides to show gratitude with a gift – large or small;

the family of a patient, in gratitude or in memory, sets up a fund to advance research in a particular area; an alumnus is grateful for the outstanding education they received and gives to make sure great medical education continues; a young person who yearns to be involved in medicine in some way, “pays it forward;” a staff member who is proud of the mission and

(continued on page 2)

INSIDE THIS ISSUE:

Chairman’s Message: Philanthropy in the Department of Surgery pg 1

Department of Surgery
Endowed Chairs pg 1

Crowdfunding pg 11

UWMC Receives
“Meritorious Status” on
Quality Scores from ACS NSQIP pg 12

The Harkins’ Corner pg 13

Honors and Awards pg 14

2014 New Faculty pg 16

Surgery Runners! pg 16

Department of Surgery
Grant Activity Report pg 17

Surgery Synopsis
Reader Feedback / Save the Dates pg 18

“Endowed Chair: A Shared and Rewarding Experience for the Donor and Recipient” by Alexander W. Clowes, MD



I am fortunate to have been recruited by then Department Chair John Schilling in 1980 and to have spent my entire career in the Department of Surgery at the University of Washington. I have enjoyed the camaraderie of my academic colleagues and the sense of shared mission and collaboration not only with them but also with my patients.

I am a firm believer in collaboration. Collaboration between physician and patient, collaboration between and among physicians, and collaboration among the team of health care providers. Physicians make their best effort to cure patients, who in return express gratitude. That gratitude sometimes is expressed as a gift. A gift that is made sometimes as payback to medical science, to society, or simply to express appreciation to the physician for the care they received. Sometimes, it involves a desire on the part of the patient to know more, to understand the mysteries of the particular disease, or to contribute to the development of a cure. This curiosity combines with a desire to contribute and to be a part of the discovery process.

In the course of this collaboration, all involved come to recognize the importance of the special, shared process that takes place; a process that can include giving of financial support, but goes well beyond.

(continued on page 2)

Chairman's Message

Continued from page 1

demonstrated expertise in this Department, gives. All of these are unique and wonderful stories that deserve telling. We hope to tell you more stories in subsequent editions of *Surgery Synopsis*. For length and impact, we have highlighted only a few in this issue. We also present you with statistics of giving for FY 2014 in aggregate.

One story highlighted in this issue relates to **Dr. Alec Clowes**, Professor and holder of the **V. Paul Gavora and Helen and John Schilling Endowed Chair in Vascular Surgery**. In his own words he tells us what endowment funding has meant to his long and productive research career. Similarly, **Nicole Gibran, MD**, Professor and Director of the UW Medicine Regional Burn Center at Harborview, and holder of the **David and Nancy Auth-Washington Research Foundation Endowed Chair for Restorative Burn Surgery**, relates what the endowment has meant for her professional development and how it has advanced her research and the ability to successfully restore to society burn victims that would have become permanently disabled or died in the not too distant past. I know you will find both of these stories of great interest.

Three years after I joined our Department I was awarded the *first* chair our Department had ever created, named after the first chairman, **Henry N. Harkins, MD, Professor**. I began to see the extraordinary benefits provided by the additional funds from this Chair that included allowing us to recruit a top liver cancer researcher (**Raymond Yeung, MD**, Professor), and allowing me and the team that works with me to unravel some of the mysteries associated with esophageal diseases, bringing new knowledge and potential solutions to esophageal problems. Seeing the benefits led me to set myself a goal to try to raise a professorship or a chair every year. Today, our Department has 18 chairs and professorships deployed at **UW Medical Center (UWMC)**, **Harborview Medical Center (HMC)** and **Seattle Children's Hospital (SCH)**.

These chairs and professorships provide their holders with the same exceptional support I have experienced. We take this opportunity to provide a brief overview of many of these endowed chairs and professorships in our Department. These endowments have allowed us to recruit and retain faculty of the highest caliber in every area of our Department and have pushed their patient care, research and academic interests forward in amazing ways.

We also review some of the gifts not devoted to Chairs or Professorships, but to important parts of our mission: resident training and research. For instance, The Schilling Lecture fund was established so that every year the Department is able to plan an event that showcases and advances resident research. Funds that Helen and John Schilling donated for this purpose provide us with the means to put together an extraordinary day and a half of research presentations, thoughtful discussions, networking opportunities and a challenging lecture from a distinguished visiting lecturer. These kinds of gifts are critical to the continued academic prowess of a Department.

When you come away from reading this edition of *Surgery Synopsis*, I hope you all understand how much these gifts have meant and mean to our Department. And for those of you who are our donors, I express to you how much we honor your giving and thank you for your gifts.

Our next issue comes out after the beginning of the year, so I take this opportunity to wish all of you joys of the up-coming holiday season.

Sincerely,

Carlos A. Pellegrini, MD, FACS, FRCSI (Hon.)
The Henry N. Harkins Professor & Chair
Department of Surgery
University of Washington

Endowed Chairs

Continued from page 1

In my case, the chair I hold, the **V. Paul Gavora and Helen and John Schilling Endowed Chair in Vascular Surgery**, is a result of a strong desire on the part of the Schillings and later the Gavoras to support the Vascular Division and my own research on the biology of vascular injury and repair. John Schilling himself had devoted much of his own career to the study of wound healing and wanted to see this line of investigation continue in the Department. He also was keenly interested in supporting the careers of young faculty.

Paul Gavora, a patient of mine from Fairbanks, Alaska required extensive vascular reconstruction with a vein bypass graft in one of his legs. When we first met, he was fearful that he was about to lose his foot from diabetes, ischemia and gangrene. Even after surgery he was concerned that scarring in the graft with narrowing of its lumen, through which blood was supposed to flow, would occur. He knew I had devoted my life to the study of why that narrowing occurs after surgery and how to prevent the scarring from occluding the new blood vessels.

Both the Schillings and the Gavoras recognized the need for innovation and for further investigation of vascular wound healing if limb loss was to be prevented. The research and pursuit of novel approaches to making vascular surgery more successful would require the effort of scientists and surgeons working together.

The support provided by a permanent source of funding, in my case derived from an endowed chair, has made it possible for me to undertake lines of research that otherwise would be impossible without such private financial support. For example, in mid-career, I was able to take a sabbatical and become trained in molecular biology. More recently, I have been able to use modern molecular genetic approaches to test the hypothesis that there is a pre-determined genetic basis for the arterial response to injury, restenosis, and ultimately in some circumstances an increased need for more surgery. The success that we have had is the result of a shared venture that reflects a strong desire on the part of everyone involved to know more about the problem at hand and to contribute to the quest for better treatment.

My own experience with the Schillings and Gavoras is not unique and illustrates the

(continued on page 3)

Endowed Chairs

Continued from page 2

nature of the physician-colleague-patient partnerships of other faculty holding endowed chairs and professorships. I take this opportunity to thank the Schillings and the Gavoras for their vision, their generosity and their contributions to the betterment of humankind.

Dr. Clowes: The Receiver Becomes the Giver

In the preceding article, **Dr. Alec Clowes**, Professor, Division of Vascular Surgery, describes his experience of being the recipient of generous giving and how that profoundly impacted what he has been able to accomplish. Philanthropic giving benefits both the giver and receiver; Dr. Clowes beautifully explains how recipients and donors have a “shared and rewarding experience.”

Dr. Clowes’ amazing academic career has been highlighted frequently in past issues of *Surgery Synopsis*, and includes 31 years of continuous funding from **National Institutes of Health (NIH)**. His significant research discoveries in the detection and understanding of the factors, including genetic differences, that stimulate and inhibit the growth of cells in the vessel wall, have led to new strategies for the pharmacological control of intimal hyperplasia and luminal narrowing after vascular injury.

Dr. Clowes is the consummate academic surgeon with his passion for clinical excellence coupled with the personal touch in patient care; his outstanding research career, teaching the next generation; and his many generous actions of responsibility toward this Department. He has held many positions within the Department over time: Division Chief of Vascular Surgery; Interim Department Chair; Vice Chair for Research; member of the Leadership Council; and long-standing member of the Department’s fund-raising committee.

Dr. Clowes has not only been a recipient of generous gifts in his professional life, but also a donor of note to the Department of Surgery. In this issue, we focus on this aspect of his professional life. Guided by his own passions for research and teaching future generations of surgeons, he has given gifts to the Department of Surgery every year since 1985. He has long since gained the status of “UW Medicine Benefactor” for his cumulative support of UW Medicine. (A UW Medicine Benefactor is someone whose cumulative giving is \$100,000 or more).

Believing as strongly as he does in training future generations of surgeons, one of his primary funding designations has been to the Harkins Annual Fund for Surgery Resident Education. Dr. Clowes, in his tireless efforts to train and mentor the next generation of vascular surgeons, inculcated this drive into the entire Division of Vascular Surgery. Therefore, it was a fitting tribute that a library was built and named for him: “The Clowes Library for Vascular Surgery at Harborview Medical Center.” While funded by many, the library is an exemplar of his passions and work.

We take great pleasure in announcing that most recently (October 2014) he committed funds to create the “Alexander Whitehill Clowes, MD Endowed Chair in Vascular Surgery.” The purpose of this Chair will be to attract, retain and support the Division Chief of Vascular Surgery. The creation of such a Chair is typical of Dr. Clowes’ desire to give back and make it easier for those who come after him. The Division of Vascular Surgery, The Department of Surgery, UW Medicine and the world at large will benefit from this loving gift for years to come. We want to thank him for his generosity in all things; both tangible and intangible and to say a special “thank you” for the endowment of this Chair.

**David and Nancy Auth-
Washington Research
Foundation Endowed Chair
for Restorative Burn Surgery
(Auth-WRF)**



The UW Medicine Regional Burn Center at Harborview is the only center in Washington State that is verified by the **American Burn Association (ABA)**. It provides care to burn victims within the states of Washington, Alaska, Idaho, and Montana. The Center sees over 1,500 patients every year; approximately one-third are children. Astoundingly, for every 100 patients treated, 97 survive. In addition, most of the Center’s seriously injured patients are back at work within just a few months.

At the core of these successes are not only exceptional clinical care and education, but also a commitment to cutting-edge research in burn care. Since the Burn Center

(continued on page 4)

Endowed Chairs

Continued from page 3

was founded in 1974, its faculty members have obtained over \$25 million in grants from the **National Institutes of Health (NIH)**, **National Institute on Disability and Rehabilitation Research (NIDRR)**, industry, and local firefighters grants. Funding from national sources is still sought and awards given; however, national funding has been shrinking for several years and continues to worsen. Given this scenario, funding from generous donors becomes increasingly critical. Since becoming Director of the Burn Center in 2002, **Nicole Gibran, MD**, Professor in the Division of Trauma, Burn and Critical Care, has worked with Department leadership and the Office of Advancement to develop endowments dedicated to the mission of excellence in clinical care, education and research in burns.

The Department is indeed fortunate to have one such endowment established in 2008: The **David and Nancy Auth-Washington Research Foundation Endowed Chair for Restorative Burn Surgery (Auth-WRF)**. The Auth-WRF endowed chair was created to enhance the University's ability to recruit and retain distinguished faculty in restorative burn surgery at the UW Medicine Burn Center at Harborview Medical Center and help patients return to their pre-injury functional and psychological state so they can re-enter society. Dr. Gibran, a premiere and internationally respected burn surgeon, admirably fulfills the qualities sought as the holder of the Auth-WRF endowment. Proceeds from this endowment have allowed her to create new avenues of research, particularly into the quality arena, as well as broaden and supplement the research already underway.



Nancy and David Auth

Dr. Gibran's basic and translational research efforts focus on wound healing and cutaneous responses to injury. Examples of where the Auth-WRF endowment has provided essential supplementary-to-NIH funding for her research are as follows:

1. Her NIH-funded project "**Risk Factors of Hypertrophic Scarring**" examines genetic factors involved in hypertrophic scar formation. Her research team's significant findings include the discovery that there is a twelve-fold increase in the likelihood of scarring for the Native American/Alaskan population, and that mutations in the gene melanocortin 1 receptor (MC1R), which regulates human cutaneous pigmentation, are associated with increased scarring. The Auth-WRF endowment funding has allowed additional analysis using a genome-wide association study to assess correlations between other DNA mutations and scar formation.

With these data, her research team collaborates with investigators in Perth, Australia who are engaged in a parallel study. This international partnership will maximize the robustness of the data and increase the likelihood of a substantial contribution to understanding the pathophysiology of hypertrophic scarring. This expensive and collaborative analysis would not be possible without the support of the Auth-WRF endowment.

2. A second basic science NIH-funded project focuses on **metabolic memory and epigenetic effects on wound healing**. This study examines the effects of chronic and transient exposure to hyperlipidemia and hyperglycemia on cutaneous wound healing responses and correlates these results with DNA and chromatin modifications. These results will be critical to understanding common peri-operative complications that patients with diabetes sustain.

(continued on page 5)

Endowed Chairs

Continued from page 4

In addition to her basic science and translational initiatives, Dr. Gibran and her team maintain an active clinical research program.

One extraordinary effort is a study that involves long-term follow-up of patients with burn injuries 10, 15 and 20 years after injury. This project, funded by NIDRR for over 20 years, identifies barriers to functional and psychological recovery that patients endure after burn injury. In addition to understanding areas that can improve independent community living, the project emphasizes dissemination and knowledge translation. This has led to, among other things, development and maintenance of a [website](#) that educates patients, families, employers and case managers about issues related to employment after a burn injury. These efforts are in keeping with the Auth-WRF wish to enable patients to re-enter life.

Dr. Gibran is a recent past president of the **American Burn Association (ABA)**, and the first female holder of this office. With the support of the Auth-WRF endowment and in keeping with its goal of helping burn patients re-enter society without physical impairment or embarrassment, Dr. Gibran has promoted a quality agenda at the national level and has been the prime mover behind the development of a national Burn Quality Improvement Program (BQIP). BQIP allows for the identification of areas for clinical improvement in burn care, gaps in knowledge, and new research opportunities. An important component of this work was the development of metrics to measure quality of burn care. Dr. Gibran also leads the American College of Surgeons/American Burn Association Burn Center Verification Program, a system that evaluates national burn centers and validates their quality of care.

Dr. Gibran continues planning for new inroads into the care and quality of life for burn patients. A long-held vision is to build a funded Wound Repair Research Center that facilitates conduction of interdisciplinary basic science, translational, clinical and outcomes research in the areas of response to burn injury, scarring, and wound healing. Funding for such an enormous aspiration will need visionary donors as well.

So much of this has been made possible with the support of the Auth-WRF Endowment. As Dr. Gibran wrote in a summary letter to the Auth-WRF in May, "...we (the

UW Burn Center) are at the cutting edge of clinical, translational and basic science research. The Auth-Washington Research Foundation Endowed Chair will continue to be essential to the future success of all of our burn programs...I thank you again for your tremendous generosity."

The Department receives donations of many amounts, from various sources and for a myriad of purposes. We thank each donor individually, but wanted to present a whole picture of the generous gifts given to the Department in Fiscal Year (FY) 2014:

Our Donors	#	Amount
Resident and Fellow Alumni giving:	28	\$25,852
Current UW Medicine Faculty and Staff giving:	20	\$49,320
Friends/Grateful Patients giving:	215	\$624,792
Organizations giving:	23	\$131,898
Total:	286	\$831,862
Donors giving \$1,000 or greater:	114	
Donors giving up to \$1,000:	172	
Total Number of Donors:	286	
Endowments	#	
Total Department Endowments	52	
Total Department Endowment Amount		\$43,236,490
Annual Distribution FY 2014		\$1,752,427

Endowed Chairs and Professorships Across the Department

Division of General Surgery

Byers Endowed Professorship



The **Byers Endowed Professorship** in Esophageal Research was established by Brook and Shawn Byers in 2010 to enhance the University's ability to recruit and retain distinguished faculty in translational research - research that speeds the application of medical discoveries into therapies that help patients - that are related to esophageal disorders. **Brant Oelschlager, MD**, Professor and Chief

(continued on page 6)

Endowed Chairs

Continued from page 5

of the Division of General Surgery and Director of the Center for Esophageal and Gastric Surgery, is the holder of this Professorship. In a recent update letter sent by Dr. Oelschlager to the Byers, he summed up the areas of research their extraordinary gift is facilitating. An important and fruitful area of research has been the surgical treatment of achalasia (esophageal motility disorder). Dr. Oelschlager described that the research he and his team are conducting supports a particular surgical approach used here for all three sub-types of achalasia. He wrote that “we recently concluded an analysis of our laparoscopic extended Heller myotomy for all subtypes. While most centers around the world have found inferior results for surgery in patients with Type III achalasia, we have found (using the techniques we use here) uniform success for all types.” He concludes, “we continue to investigate the esophagus and its related diseases since it is our passion to not only provide excellent care, but to do it better in the future....Thank you, not only for your support of the Byers Endowed Professorship in Esophageal Research, but more importantly for your continued interest and involvement in our lives. It is an affirmation of the importance of what we are doing that you continue to care so deeply.”

Division of Pediatric Surgery

Herbert E. Coe Endowed Chair in Pediatric Surgery



Established in 2008, the **Herbert E. Coe Endowed Chair in Pediatric Surgery** is to be held by Chief of Surgery at Seattle Children’s Hospital (SCH). Dr. Herbert Coe was a ground-breaking pediatric surgeon with over 60 years at SCH who did much to gain recognition for the field of pediatric surgery. Endowing this chair was a dream of the Coe family and friends, and their generosity has brought it to fruition.

Robert Sawin, MD is a Professor in the Division of Pediatric Surgery, Surgeon-in-Chief at Seattle Children’s Hospital and a Vice Chair of the Department of Surgery. Clinically, Dr. Sawin is highly regarded locally and nationally. He is an attending in pediatric general and thoracic surgery and in pediatric transplant surgery. As

such, he helped to establish the pediatric liver transplant program and the Extracorporeal Membrane Oxygenation program (ECMO) at Seattle Children’s. As ably as Dr. Coe led before him, Dr. Sawin leads the way to face the current challenges. He leads SCH Surgery efforts in developing health care systems: systems that respond to today’s environment and ensure high quality, safe and cost effective care.

Division of Transplant Surgery

Roger K. Giesecke Distinguished Chair in Transplant Surgery



In 2011, Mary Pigott established the Roger K. Giesecke Professorship in Transplant Surgery to honor her late husband, Roger Kent Giesecke. In 2013, with more generous support from Ms. Pigott, the Professorship was elevated to the **Roger K. Giesecke Distinguished Chair in Transplant Surgery**. **Jorge Reyes, MD**, Professor, Chief of Transplant Surgery and Director of the Transplant Surgery Service at UW Medical Center was appointed to the Chair.



Dr. Jorge Reyes and Ms. Mary Pigott

Throughout the last five years of her husband’s life, Ms. Pigott felt that “every day was a gift.” Her commitment to honoring him through this endowed Chair has “created a foundation which provides additional resources to deepen learning in ways that will impact patients broadly during their entire transplant experience – before, during and after transplantation.”

(continued on page 7)

Endowed Chairs

Continued from page 6

Ms. Pigott's goal in creating this Chair was to provide transplant faculty with the resources they need to do their best, most comprehensive work, while also allowing the University to retain and attract the finest faculty for the Division of Transplant Surgery. Ms. Pigott is delighted that UW Medicine chose a visionary leader like Dr. Jorge Reyes to be the first holder of this Chair. Dr. Reyes received his medical degree in 1979 in Brazil. He went on to complete a trauma surgery residency, a general surgery residency and a surgical pathology residency. He completed his final fellowship – a fellowship in transplantation – at the University of Pittsburgh. He was recruited to the UW as a professor in the Department of Surgery in 2004. He is internationally known for his clinical abilities, his academic scholarship and for pushing forward the frontiers of research in transplantation.

Trauma, Burn and Critical Care Surgery

The Jane and Donald D. Trunkey Endowed Chair in Trauma Surgery



The Jane and Donald D. Trunkey Endowed Chair in Trauma Surgery was upgraded from a Professorship to a Chair in 2005 with the generous gift from Jane Trunkey and Dr. Donald Trunkey, an alumnus of the UW School of Medicine and renamed to recognize them. The Chair was established to attract and retain a distinguished faculty member in the field of trauma surgery.

Ronald V. Maier, MD, Professor, Vice Chair of the Department of Surgery; Chief of Trauma, Burn and Critical Care Surgery; and Surgeon-in-Chief at Harborview Medical Center was named as the first and current holder of this Chair. Dr. Maier abundantly fulfills the qualifications for holding this Chair. He is nationally and internationally known as a leading trauma surgeon – a surgeon's surgeon. He has led the Division of Trauma Surgery at Harborview Medical Center for many years; making it a premier trauma center within the country. He has mentored over 120 basic research and clinical trauma fellows, NIH researchers, medical and pre-doctoral students and international visiting scientists. He has a special knack for recruiting gifted young faculty and mentoring them until they are

clinical and academic stars as well. He has built a strong cadre of well-trained clinicians, successful researchers and outstanding teachers that will last well beyond his years at UW Medicine. Young faculty in the Division of Trauma, Burn and Critical Care are provided direction, the benefit of his years of experience and wisdom, while at the same time encouraged to be independent clinicians and academicians—a difficult achievement for any leader.

Dr. Maier's academic career is simply outstanding. His research has been funded by NIH and industry for over 20 years, he has contributed to or has been co-author on 59 book chapters and has been a contributing or co-author on over 300 published peer-reviewed articles. In October 2013, he delivered the ACS Scudder Oration on Trauma. He has received many awards, including: The John K. Stevenson Award for Teaching Excellence and Dedication to Resident Education; the Flance-Karl Award from the American Surgical Association; the ACGME's Parker J. Palmer Courage to Teach Award; the prestigious Sheen Award; and the UW Medicine Award for Excellence in Mentoring Women.

He has held numerous leadership roles in both national and international medical organizations. Among others he served as President of the Shock Society; President of the American Association for the Surgery of Trauma; and President of the Surgical Infection Society. He has also been involved in the ACS Committee on Trauma. The distributions from the Trunkey Endowed Chair have helped to make Dr. Maier's influence strong and indelible throughout UW Medicine Department of Surgery, but also well beyond to the world of trauma surgery and critical care at large.

Division of Plastic Surgery

The Jamie A. Hunter Endowed Professorship in Reconstructive Plastic Surgery



The Jamie A. Hunter Endowed Professorship in Reconstructive Plastic Surgery was established in 2008 to enhance the University's ability to recruit and retain

(continued on page 8)

Endowed Chairs

Continued from page 7

distinguished faculty in plastic and reconstructive surgery at Harborview Medical Center. **Nicholas Vedder, MD**, Professor and Chief of Plastic Surgery, is the holder of this Professorship. The Hunters established this endowment in gratitude to Dr. Vedder and members of the plastic and reconstructive team who treated their daughter, Jamie, after she was struck and seriously injured by a boulder while climbing Mt. Adams. You can watch the inspiring video of her story [here](#). Dr. Vedder is expert in plastic and reconstructive surgery, hand surgery and reconstructive microsurgery. The support he receives from this Professorship has helped him to build a plastic and reconstructive team and program that is second to none, with a national and international reputation.

The Marlys C. Larson Endowed Chair in Pediatric Craniofacial Surgery



The **Marlys C. Larson Endowed Chair in Pediatric Craniofacial Surgery** was established in 1997 by Chris Larson and Julia Larson Calhoun with the intention of attracting and retaining a distinguished surgeon to promote excellence in pediatric craniofacial surgical care, medical education and research. **Joseph Gruss, MD**, Professor, Division of Plastic Surgery, is a pediatric craniofacial plastic surgeon and holder of the Chair. He abundantly fulfills all of the requirements and qualifications for this Chair. He receives rave reviews from his patients and is sought out as a teacher of younger faculty. As a sample of his patient interactions, one of his patients recently posted this about him: “Three of my four children have cleft lips and palates and have had the privilege to have Dr. Gruss as their surgeon....Dr. Gruss has deeply impacted our family with his skills and kindness.”

Division of Cardiothoracic Surgery

The Division of Cardiothoracic Surgery has several endowments that are vital to moving forward the work of patient care, research and education in this Division. This Division combines surgical intervention for heart and thoracic disease from babies to the very elderly and includes heart and lung transplantation and mechanical devices. To support this Division in its mission to be on the leading edge of clinical care, research and education we have found an incredible cadre of donors who wish to partner with us.

The endowed Chairs and Professorships in the Division of Cardiothoracic Surgery include:

The Endowed Chair in Lung Cancer Research



The **Endowed Chair in Lung Cancer Research** was established in 1999 to enable the University to attract and retain a distinguished faculty member in lung cancer research, with a special emphasis on clinical research directed at identifying new approaches to the diagnosis and treatment of patients with lung cancer. **Douglas Wood, MD**, Professor and Chief of Cardiothoracic Surgery, was the initial recipient and continues to hold this endowment. As **Dr. Paul Ramsey**, Chief Executive Officer of UW Medicine, Executive Vice President for Medical Affairs and Dean of the School of Medicine, stated in his recommendation of appointment letter to then UW President, Richard McCormick: “He (Dr. Wood) is credited with creating one of the top thoracic surgery services in the nation and is nationally recognized in the field of lung cancer.”

K. Alvin and Shirley E. Merendino Endowed Professorship



The **K. Alvin and Shirley E. Merendino Endowed Professorship** was established in 2006 to provide support for the Department of Surgery in attaining its mission of resident education. **Edward Verrier, MD**, Professor and Surgical Director of Education of the Joint Council on Thoracic Surgery Education (The Joint Council), is the initial and current recipient of this endowed professorship. He fulfills the requirements of this endowment superbly; he is highly respected both as a clinician and as a teacher and mentor. He has received the “Socrates Teaching Award” from the Thoracic Surgery Residents Association. In 2008 his role in resident education became larger when he assumed a position with the Joint Council in order to “redefine the cardiothoracic surgery education model and indirectly, the surgical education model, which will improve the University’s education programs as well as those of other institutions nation-wide.”

(continued on page 9)

Endowed Chairs

Continued from page 8



K. Alvin and Shirley Merendino

The Edmark Professorship in Cardiovascular Surgery



The **Edmark Professorship in Cardiovascular Surgery** was established in 1987 to provide support for research in the field of cardiovascular surgery in order to further progress developing techniques that will enhance and save human lives. **Gabriel Aldea, MD**, Professor, Adult Cardiac Section Chief and Co-Director of the UW Medicine Regional Heart Center, is the current recipient of this Professorship. Dr. Aldea is internationally recognized in the field of cardiopulmonary bypass surgery. Among other amazing accomplishments, his work on heparin-binding circuits in coronary bypass patients has significantly improved the safety of cardiopulmonary bypass and changed the way it is approached.

UW Medicine Distinguished Endowed Professorship in Lung Transplant Research



The **UW Medicine Distinguished Endowed Professorship in Lung Transplant Research** was established in 2007 to enhance the University's ability to attract and retain distinguished faculty in lung transplant research. **Dr. Michael Mulligan**, Professor and Section Chief of Thoracic Surgery, is the recipient of this endowment. Dr. Mulligan is internationally recognized as a lung transplant surgeon and runs a National Institutes of Health-funded research laboratory investigating lung dysfunction after transplantation. He is the incoming counselor for the

United Network for Organ Sharing (UNOS) Region 6 and has successfully trained and mentored residents and younger faculty as they have become the next leaders in lung transplant surgery.

The Lester and Connie LeRoss Endowed Professorship in Cardiovascular Surgery



The **Lester and Connie LeRoss Endowed Professorship in Cardiovascular Surgery** was created in 1999 to help further work in developing equipment, procedures, training techniques and personnel to treat heart-related ailments. **Nahush Mokadam, MD**, Associate Professor and Surgical Director of the Heart Transplantation & Mechanical Circulatory Support Program, has been the holder of the Professorship since 2010. Dr. Mokadam admirably fulfills the intention of this endowment; as example he has been the moving force behind the development and growth of the large mechanical circulatory support program at UW Medicine. To date, over 400 Ventricular Assist Device (VAD) implants have been performed.



(Left to right) Dr. Douglas Wood, Kris LeRoss, Brad LeRoss, Dr. Nahush Mokadam, Lester LeRoss, Teresa Serex, Steve Serex and Dr. Carlos Pellegrini.

(continued on page 10)

Endowed Chairs

Continued from page 9

Samuel and Althea Stroum Endowed Chair in Pediatric Cardiovascular Surgery



Samuel and Althea Stroum Endowed Chair in Pediatric Cardiovascular Surgery

This Chair was established in 1991 to attract and retain a distinguished surgeon to promote excellence in cardiovascular surgical care, medical education and research for pediatric patients. In July 2013, after a national search, **Jonathan Chen, MD**, was recruited as the Division Chief of Pediatric Cardiac Surgery at Seattle Children's Hospital and a Professor within the Department of Surgery and became the holder of this Chair. Dr. Chen is an internationally known clinician in pediatric congenital heart surgery and heart transplantation and he has a passion for extending contemporary congenital cardiac care to the developing world, leading several humanitarian trips to developing countries.

Strauss and Schilling Endowments

An important part of an academically robust surgical department is the ability to share knowledge from the foremost thinkers from around the world. However, it takes substantial funds to develop, plan and execute a symposium or learning event. As with endowed professorships and chairs, it is imperative to have funds from visionary and generous donors for these occasions. The Department of Surgery is fortunate to have several endowed/established funds in the Department of Surgery for visiting lecturers. We have chosen to highlight two that were established for the academic growth of the Department as a whole: the Strauss Lecture and the Schilling Lecture. Both are examples of ways, though different in focus, to keep our Department academically strong. And both are only possible through generous support from donors who had a strong academic vision and philanthropic interest in this Department.

Strauss Lectureship

The Annual Alfred A. Strauss, MD Lectureship In Surgery, named after the great, inspirational and famous Dr. Alfred A. Strauss, was established by the estate of Mrs. Margery Friedlander, Dr. Strauss' daughter. In its 65th year, it has brought many important scholars to the Department of Surgery. Dr. Strauss was an alumnus of the University of Washington and that created a deep love and respect for this institution. He was an undergraduate football star and worked to establish scholarships for athletes at the University of Washington. He also personally recruited athletes to the UW football team!



At the time he received his medical training, there was no UW School of Medicine. Though his medical training and entire medical career were spent in Chicago, he believed strongly that the UW should have a School of Medicine. And, he did something about it. On July 22, 1944 Dr. Strauss met with then Washington Governor Langlie and strongly advocated for state funding for a new medical school. An appropriations bill was signed by the Governor in 1945 and in the fall of 1946, the first class started medical school at UW.


Dr. Strauss' continued interest in the UW School of Medicine led him to sponsor a surgical lectureship in 1950. Thus, the Strauss Lectureship was born. It has continued every year since 1950 and is now in its 65th year. To honor their father, the Strauss/Friedlander family established this lectureship for the benefit of all in the School of Medicine, but most especially for the Department of Surgery. Through the years some of the most surgery-forward, provocative and timely subjects have been discussed at the Strauss Lecture by the leading minds of that generation of surgeons. Click [here](#) to see the breadth and scope of these lectures. The Department is grateful for the interest, vision and generosity of donors like the Strauss/Friedlanders.

(continued on page 11)

Endowed Chairs

Continued from page 10

The Schilling Endowed Lectureship and Annual Schilling Research Symposium



The Helen and John Schilling Endowed Lectureship was established by the late Helen Schilling to bring distinguished scholars to the Department of Surgery at the University of Washington, and to enhance the

Department's commitment to the highest standards of patient care, teaching, research and scholarship. It was Mrs. Schilling's wish that the lectureship be in honor of her husband, John. Dr. Schilling devoted his life to academic medicine in a career spanning 50 years.

Dr. Schilling came to the University of Washington in 1974 as a senior investigator and, upon the sudden resignation of the chairman, was asked to take over the management of the Department of Surgery. This chairmanship, his third, lasted eight years until his retirement. His first responsibility was to recruit faculty to fill the many vacancies, a task he achieved after several stormy years. Upon his retirement in 1983, he had recruited 41 new faculty members and graduated a total of 40 chief residents. His career in academic surgery was marked by a devotion to patient care and teaching, as well as research.

The Schilling Lecture began in 1995 and has been held annually since then. As part of the Schilling Lectureship, the Department has set aside one and one-half days to focus on Research. Residents and Fellows present research to a panel of faculty and the Schilling lecturer. The presentations are discussed and prizes for the best research presentation are presented at the Schilling dinner, after the Schilling Lecture.

The 21st **Annual Schilling Lecture and Research Symposium** will be held in February 27, 2015 with guest Schilling Lecturer Walter J. Pories, MD, Professor of Surgery at East Carolina University.

FOR
MORE
INFORMATION

Crowdfunding: Can It Have A Role In Funding Medical Research?

Crowdfunding is the practice of funding a project or venture by raising many small amounts of money from a large number of people, typically via the Internet. The crowdfunding industry is young but has seen tremendous growth, more than tripling in size over the last three years. Industry reports by Massolution estimate that \$5.1 billion was raised worldwide in 2013, up from \$2.7 billion in 2012 and \$1.5 billion in 2011.

This funding approach has begun to gain traction in Department of Surgery (DOS), especially as federal sources of funding (National Institutes of Health and others) have been steadily declining. Some of the uses that have been explored in DOS include supplemental funding for sponsored investigators; supporting pilot projects not yet ready for NIH submission; large equipment purchases not otherwise covered; or providing bridge funding to established investigators who are between funded projects.

Of the several hundred crowdfunding platforms around the world, **Consano.org** is one of only a few that specializes in medical research. Consano, which means "to heal" in Latin, was founded by Molly Lindquist, who in 2011 was diagnosed with breast cancer. Ms. Lindquist wanted to find a way to support medical research directly so as to reduce the chances of her daughters facing a similar fate one day. As a non-profit crowd-funding platform, Consano allows users to browse over a dozen projects in areas ranging from cancer to diabetes to mental health, and donate at any level they choose. Minus a small fee to PayPal, 100% of the proceeds goes to the investigator and may be used to fund any number of research expenses, such as laboratory supplies, research assistants, and even clinical trial volunteers. Consano's robust process of vetting projects includes review by a scientific advisory board whose 31 members include physicians, scientists, and patient and research advocates. Members evaluate each project to ensure it is legitimate, relevant, and has potential for creating real change.

Dr. Michael Mulligan, Professor in the Division of Cardiothoracic Surgery, (pictured right) and **Dr. James Park**, Associate Professor in the Division of General Surgery, (pictured on page 12) are two recent and relevant examples of DOS faculty using crowdfunding to support their research. Dr. Mulligan's project, "**Short of Breath: Increasing Available Lungs for Transplant**" raised over \$13,000 from 60 donors, which




(continued on page 12)

Crowdfunding

Continued from page 11

he will use to purchase lab supplies needed to support his ongoing innovative research in lung ischemia reperfusion injury (LIRI). Dr. Mulligan recently completed an R01 grant from NIH in support of this work, and the funds raised on Consano provide important funding to keep his lab active while he prepares his next application.



Dr. James Park, Associate Professor in the Division of General Surgery, recently posted his project “**The Illuminator: Changing the Way We See Liver Cancer,**” which seeks to raise \$10,000 to develop an advanced imaging technology that will increase liver cancer diagnostic accuracy and

speed, potentially saving millions of lives around the world. Funding from Consano will provide the seed money necessary to file an investigator-initiated Radioactive Drug Research Committee application with the Federal Drug Administration and begin development of a clinical-grade Illuminator that meets good manufacturing practice standards.

Crowdsourcing is by no means a substitute for sponsors such as the NIH, societies and foundations, or our generous benefactors, without whom we would be unable to undertake the high-impact, multi-year research for which we are known. But, crowdsourcing does provide a new and potentially powerful way for individuals with only a little money but a lot of interest - who may otherwise never be connected with our research - the opportunity to have a very real impact on discoveries that change people’s lives.

UWMC Receives “Meritorious Status” on Quality Scores from ACS NSQIP



The American College of Surgeons National Surgical Quality Improvement Program (ACS NSQIP) recognized the University of Washington Medical Center (UWMC) at its just-concluded Clinical Congress, as one of only 44 participating hospitals that have achieved meritorious outcomes for surgical patient care. Participation required UWMC to track the outcomes of inpatient and outpatient surgical procedures and collect data in eight important clinical areas:

- Mortality
- Unplanned intubation
- Ventilator greater than 48 hours
- Renal failure
- Cardiac incidents (arrest and myocardial infarction)
- Pulmonary/Pneumonia
- Surgical Site Infections
- Urinary Tract Infection

The hospital achieved meritorious distinction based on composite quality scores in the eight areas listed above. These data were presented in the July 2014 ACS NSQIP *Semiannual Report*, which presents data from calendar year 2013 and was recognized at the ACS Clinical Congress meeting in San Francisco in October 2014.

ACS NSQIP is the only nationally validated quality improvement program that measures and enhances the care of surgical patients. The goal of ACS NSQIP is to reduce surgical morbidity and surgical mortality and to provide a firm foundation for surgeons to apply best scientific evidence to the practice of surgery. ACS NSQIP is a major program of the American College of Surgeons and is currently used in over 550 hospitals nationwide.

Many people in the hospital and department working together have achieved meritorious status for UWMC. **Rosemary Grant, RN**, a member of the Department of Surgery staff, in partnership with Julie Duncan, Director of the UWMC’s Center for Clinical Excellence, have provided oversight and direction to the many involved. Surgeons involved in achieving this goal are too many to name; however, special thanks to **Patch Dellinger, MD**, Professor and past-Division Chief of General Surgery for his leadership; **Brant Oelschlager, MD**, Professor and Division Chief of General Surgery and **Zoe Parr, MD**, Assistant Professor, General Surgery. A vital element of success in this endeavor is hospital leadership. We thank Steve Zieniewicz, Executive Director, UWMC Administration for his support in this effort.

The Harkins' Corner: Your Department of Surgery Faculty & Alumni Organization



Dr. Giana Davidson

Dear Surgical Colleagues,

It has been a pleasure and honor to serve as this year's President of the Harkins Society, with the leadership of Ted Kohler and Nam Tran. We have exciting news to share with you! With a goal of building community, fostering mentorship, and becoming a networking resource for members,

we introduce our new website: www.harkinssociety.org. Over the past two years we have been working to update our membership contact information. Our goal is to keep members updated on events, allow you to see where your old colleagues are practicing, honor financial donors, and provide a forum for networking and mentoring.

A bit of history: The Harkins Society was initially created in 1955 as a spoof surgical society to honor and celebrate the fiftieth birthday of the Department of Surgery's first Chairman, Henry N. Harkins, MD. Originally named "The Society of the Golden Pouch," the founding members presented it to Dr. Harkins at his birthday dinner and intended that the new society would disband at the end of the evening. However, the society lived on, albeit undergoing a name change and becoming what we know today as "The Harkins Society." Currently serving as the Department's Alumni Society, membership includes the Department of Surgery current and past faculty, former chief residents and fellows from general, vascular, cardiothoracic, and plastic surgery. In 1963, the Society was incorporated as a tax-exempt organization and has grown each year in membership, community, and support for current UW surgery residents.

The goals of the Harkins Society are to **establish and maintain fellowship, friendship, and mentorship** among the members of the society. We work to achieve this goal by:

- Aiding and supporting the UW Department of Surgery to further the interests of the Department in the performance of its mission of surgical education.
- Providing a means by which the surgical and personal interests and achievements of the individual members can be disseminated among the other members.

- Bestowing awards for conspicuous achievement in the field of surgical medicine.

Our particular goals this year are to: increase member engagement; build a forum to improve networking and encourage collaboration; and increase our financial contribution to resident support projects. This last goal is dear to my heart, as I remember the day during my residency when my loupes were delivered, courtesy of the Harkins Society. I felt like I was part of this prestigious club of surgeons, and better yet, was actually able to see the suture during vascular cases! The Harkins Society has supported buying loupes for junior residents in plastic, vascular, cardiothoracic and general surgery, and with your donations can continue this important support to our graduating residents.

Looking to the future, I see other ways we can serve, both in monetary ways as well as networking. For instance, I would also like to see the creation of a scholarship for residents to cover travel costs so that they can present their research. An emergency fund for surgical residents in training would be an important resource as well. I hope we can further develop a post-graduation community where members can connect with former classmates and/or colleagues who might live in outside regions to discuss jobs, mentorship, and career advice as a network of UW surgeons.

Harkins Society is also a proud sponsor of the Harkins Symposium and Strauss Lecture, as well as numerous membership events throughout the year. This past month we had the annual UW Department of Surgery and Harkins Society Annual Reception at ACS in San Francisco, which was well attended and we look forward to sharing photos online.

Thank you to those who have supported the Harkins Society thus far, and for those who have not yet joined, please consider going to our website and doing so today!

Sincerely,

Giana Davidson, MD, MPH
President, Harkins Society
Assistant Professor
Department of Surgery
University of Washington

Honors and Awards



Saman Arbabi, MD, MPH, FACS, Professor in the Division of Trauma, Burn, and Critical Care Surgery, was awarded \$1,497,377 from the **US Army Medical Research and Materiel Command (USAMRMC)** for his proposal “*Topical Modulation of the Burn Wound Inflammatory Response to improve*

Short and Long Term Outcomes.” The focus of this four-year project will be the investigation of the relationship between p38MAPK signaling, wound inflammatory response, wound healing and long-term scar formation using a burn model in the female red Duroc pig. Dr. Arbabi hypothesizes that topical p38MAPK inhibition will attenuate the depth of the burn by preventing hair-follicle cell apoptosis, attenuate the inflammatory phase of wound healing, and decrease the granulation layer thickness. He proposes that this modification in the early inflammatory response will also reduce thickness and contraction of scars formed after deep partial thickness burn injury. The results of this study will be critical to the implementation of a potential paradigm shift in the clinical treatment of challenging dermal injuries. The ultimate goal is to develop a highly effective safe topical treatment for patients with burn injuries. Dr. Arbabi will be joined on this project by Anne Hocking, PhD, Research Associate Professor, and Research Scientist Adelaide Warsen, both in the Division of Trauma, Burn, and Critical Care Surgery.



Farhood Farjah, MD, Assistant Professor in the Division of Cardiothoracic Surgery and Associate Medical Director of the **Surgical Outcomes Research Center (SORCE)**, was awarded \$99,274 from the **American College of Chest Physicians CHEST Foundation**

in support of his project “*Improving Lung Cancer Staging With a Prediction Model and a Biomarker.*” Through a novel collaboration between the Section of Thoracic Surgery, **Fred Hutchinson Cancer Research Center** Division of Pulmonary and Critical Care Medicine, and the **Mulligan Lab**, this study focuses on the development of a risk-prediction model for nodal disease among patients with suspected lung cancer. The model is intended to help providers optimize the overall use of diagnostic tests for lung cancer staging. Prior work among surgical patients

suggests that the use of such models can mitigate variability in staging practices across centers, reduce the utilization of invasive diagnostic modalities, and at least maintain if not improve the accuracy of lung cancer staging. The current project seeks to apply risk-prediction to a much broader population—specifically those with suspected or confirmed non-small cell lung cancer. An additional aim of this study is to explore whether a biologically rationale marker of nodal metastasis might compliment radiographic factors in risk-prediction. This work is expected to lead to more personalized and higher value lung cancer care.



Anne Hocking, PhD, Research Associate Professor in the Division of Trauma, Burn and Critical Care Surgery, will co-chair the **Wound Healing Society’s (WHS)** annual meeting in 2016.

Founded in 1989, the WHS is the premier scientific organization focused on wound healing. A nonprofit organization composed of clinical and basic scientists and wound care specialists, the mission of the WHS is to improve wound healing outcomes through science, professional education, and communication. The WHS provides a forum for interaction among scientists, clinicians, and other wound care practitioners, industrial representatives, and government agencies. The WHS is open to individuals who are interested in the field of wound healing and presently comprises more than 600 active members in the United States and other countries. The Society’s journal, *Wound Repair and Regeneration*, is the leading journal in the discipline.




Sara Javid, MD, Assistant Professor in the Division of General Surgery, has been selected as the 2014 recipient of the Athena Endowed Award for Excellence in Breast Cancer Research. The Athena Award was established to recognize a junior-level researcher making the greatest contribution

during the past year toward advancing research to improve the prevention, detection, diagnosis and/or treatment of breast cancer.

(continued on page 15)

Honors and Awards

Continued from page 14




Kari Keys, MD, Assistant Professor in the Division of Plastic Surgery, received funding from the UW School of Medicine **Center for Leadership and Innovation in Medical Education (CLIME)** as part of its mission to support innovative medical education scholarship for her proposal titled “Microsurgical technical

skills simulation curriculum.” (Co-investigators: **Jeffrey Friedrich, MD**, Associate Professor in the Division of Plastic Surgery; **Isaac Bohannon, MD**, Assistant Professor in the Division of Otolaryngology Head and Neck Surgery; **Jason Ko, MD**, Assistant Professor in the Division of Plastic Surgery).




Friedrich



Ko

Research and curriculum proposals were received from 19 investigators across eight departments in the UW School of Medicine, as well as one from the UW School of Public Health. Ten faculty members from the medical school served as reviewers.


The funded projects represent a diverse range of specialties, targeted trainees, learning context, research methodologies, and impacts on local and national medical education. The investigators will come together as a community to discuss their ongoing scholarship during the monthly work-in-progress meetings.



Martin I. Montenovo, MD, Assistant Professor in the Division of Transplant Surgery, was chosen for a Junior Investigator Award as one of the Top Abstracts in the Junior Faculty Category for his abstract titled “*Older Donor Age Is Associated With Worse Outcomes After Liver Transplantation*” at the 2015 State of Art Winter

Symposium “*Transplant: The Ultimate Team Sport.*” The abstract was reviewed and scored by the Vanguard Committee and selected for its strong scientific content and excellent presentation among 300 abstracts.

Nicholas B. Vedder, MD, Chief of Plastic Surgery; Vice Chair, Department of Surgery, was named president of **The Plastic Surgery Foundation (The PSF)**. Dr. Vedder took office in October 2014 at “Plastic Surgery The Meeting,” the annual scientific meeting of The PSF and the **American Society of Plastic Surgeons (ASPS)**, in Chicago and will serve for one year.



Founded in 1948, The PSF’s mission is to improve the quality of life of patients through research and development in plastic surgery. The Foundation supports research through a variety of grants and clinical trial networks. In addition to grant funding, the PSF also supports humanitarian surgical missions and international educational opportunities.

“Improving patients’ lives is at the heart of everything we, and over the next year, I will work to enhance collaboration among plastic surgeons to advance the research that leads to better patient care and patient outcomes,” explained Dr. Vedder. “Since plastic surgery is constantly evolving to meet the goals of our patients, it is absolutely critical that the ASPS board-certified plastic surgeons are contributing to and learning about the research that strengthens the future of our specialty. The future of Plastic Surgery is defined by innovation. By contributing to and engaging with the PSF, members are contributing to the future of their specialty.”

Dr. Vedder holds positions within numerous medical and specialty societies. Prior to being named president-elect of The PSF in 2013, he served as Vice President, Academic Affairs & International Service for ASPS and The PSF. He also served as President of the American Association for Hand Surgery, Chair of the Plastic Surgery Research Council, and Chair of the American Board of Plastic Surgery. Additionally, Dr. Vedder is a Governor of the American College of Surgeons.

Dr. Vedder’s research techniques have been recognized by the National Institute of Health through their prestigious James A. Shannon Director’s Award. He is the recipient of six Golden Scalpel Awards for best reconstructive case of the year from the Washington Society of Plastic Surgeons. His skill and expertise have secured him positions on such notable lists as Who’s Who in Medicine and Healthcare, The Best Doctors in America, America’s Top Physicians, and Seattle’s Top Docs.

2014 New Faculty



Erin O. Lange, MD, MSPH
Clinical Assistant Professor,
Colon and Rectal Surgery,
UW Northwest Hospital

Dr. Erin O. Lange is board certified in general surgery and board eligible in colon and rectal surgery. She received her medical degree from the University of Washington School of Medicine

in Seattle and her Master of Science degree in Population Health from the University of Wisconsin School of Medicine & Public Health in Madison. She completed her residency in surgery at the University of Wisconsin Hospital & Clinics in Madison and a Fellowship in Colorectal Surgery at the University of Minnesota.

Dr. Lange specializes in the treatment of colon and rectal cancer, inflammatory bowel disease, diverticulitis, complex anorectal disorders, fecal incontinence and pelvic floor disorders, anorectal ultrasound, and colonoscopy. Her research interests include surgical outcomes in benign and malignant colorectal conditions.



Mukta Krane, MD
Associate Professor,
Colon and Rectal Surgery,
UW Medical Center

Dr. Mukta Krane attended college at the University of Pennsylvania and then earned her medical degree at the Mount Sinai School of Medicine in New

York. She went on to Residency in General Surgery at the University of Chicago during which she completed a Research Fellowship in the Departments of Radiation Oncology and Surgery. She completed a Colon and Rectal Surgery Fellowship at the Lahey Clinic in Burlington, Massachusetts and then returned to the University of Chicago to join the faculty in the Department of Surgery where she was the associate director of the Pelvic Floor Center. She is board certified in general surgery and in colon and rectal surgery.

Dr. Krane specializes in colon and rectal surgery, minimally invasive surgery, colorectal cancer, pelvic floor disorders, inflammatory bowel disease, complex anorectal disorders, anorectal ultrasound and anal manometry. Her research interests include quality of life changes resulting from treatment for colorectal disorders and outcomes-based research in colorectal diseases.

Surgery Runners! Lake Chelan Shore To Shore Marathon and Half Marathon

Department of Surgery residents **Katy Flynn-O'Brien, MD** (research), **Kevin Riggle, MD** (research), and **Cordelie Witt, MD (R3)** (pictured below) ran the **Lake Chelan Shore To Shore Marathon and Half Marathon** on September 6th. The course was right along the lake shore, with sunshine and beautiful views the entire way. "We had lots of fun, and the surgery residents ended up taking home lots of prizes!" – *Cordelie Witt, MD*

- **Katy Flynn-O'Brien**: won her age division in the half marathon (She is training for a marathon this fall)
- **Kevin Riggle**: won his age division in the 10K (Kevin's wife, Jenny, also ran the full marathon)
- **Cordelie Witt**: second woman overall and first in age group for the full marathon



ATTENTION ALUMNI!

**Let us know what
you are up to now!**

If you would like to share news about your career and family or reflect upon your residency experience in UW Department of Surgery, we want to hear about it to publish in *Surgery Synopsis*.

Please send your updates and photos to surgeditors@uw.edu.

Department of Surgery Grant Activity Report

In the 1st quarter of FY 2015, Department of Surgery Principal Investigators received 9 awards totaling \$2.9 million! Of these, 6 were new awards or competing renewals/supplements totaling \$2 million! Congratulations to this quarter's awardees:

Principal Investigator	Sponsor Name	Title
Saman Arbabi, MD, MPH	US Army Medical Research and Materiel Command (USAMRMC)	Topical Modulation of the Burn Wound Inflammatory Response to improve Short and Long Term Outcomes
Alexander Clowes, MD	National Heart, Lung, and Blood Institute (NHLBI)	Mechanisms of Arterial Graft Healing
Farhood Farjah, MD, MPH	CHEST Foundation	Improving Lung Cancer Staging With a Prediction Model and a Biomarker
David Flum, MD, MPH	National Institute of Diabetes and Digestive and Kidney Diseases (NIDDK)	Gastrointestinal Surgery Outcomes Research Fellowship
Thomas Hatsukami, MD	National Institutes of Health (NIH)	Culprit Plaque in Acute Cerebral Infarction: A Histological and MRI Assessment
ISIS: Brian Ross, PhD, MD	Health Research and Education Trust (HRET)	Continued National Implementation of Team STEPPS
ISIS: Brenda Zierler, PhD, RN	Josiah Macy Jr. Foundation	Train-the-Trainer Interprofessional Faculty Development Program (T-3 FDP)
Grant O'Keefe, MD, MPH	National Institutes of Health (NIH)	T32 NIH/NIGMS Postdoctoral Research Fellowship in Trauma and Burns
Jorge Reyes, MD	Benaroya Research Institute at Virginia Mason	Immune Tolerance Network: A-WISH - Gradual Withdrawal of Immune System Suppressing Drugs in Patients Receiving a Liver Transplant
Kimberly Riehle, MD	American Surgical Association Foundation	Improving Regeneration in the Fibrotic Liver

Surgery Synopsis Reader Feedback

Below are comments we received from readers regarding our
Summer 2014 issue:

“Thank you Dr. Carlos Pellegrini for really having our surgery department be a role model for diversity and inclusion. In particular, I appreciate that you make clear that while this is an issue of social justice it goes beyond: with diversity will come greater innovation and ability to serve the public.

I appreciate your efforts and mention them often in my work.”

*Sharon A. Dobie, MCP, MD
Professor, Department of Family Medicine
University of Washington*

“Dear Dr. Carlos Pellegrini: I look forward to reading *Surgery Synopsis* and I am thrilled that the department continues to innovate, grow and develop under your leadership. I was particularly impressed with the focus that was given to diversity in this current issue. Your department has clearly been successful in this arena as well. This is something we all should aspire to.”

*Kevin G. Billingsley, MD
Division Chief, Surgical Oncology
Oregon Health & Science University*

“It should not focus on the idea that diversity and inclusion are important moral virtues that should be nurtured as a matter of social justice (though they are), but instead, on the fact that diversity and inclusion foster innovation and creativity and provide the energy to drive organizations to reach their full potential. In the case of the UW SOM diversity and inclusion make us better able to improve the health of the public.’

Absolutely perfect!...the same reasons that we should not divide and segregate our kids in elementary schools...diversity is essential for a healthy system...”

*Ryan J. Jense, MD
Assistant Professor, Anesthesiology & Pain Medicine
University of Washington*

“*Surgery Synopsis* is very classy. I enjoyed reading the articles and was impressed with the tenacity of Jorge Reyes to find out exactly what was keeping that boy from Alaska from eating, which would eventually compromise the patient’s outcome. Impressive personal interest as well as impressive kindness. You have a fantastic group in your department.”

*Paula Carvalho, MD
Boise VA Medical Center*

We welcome feedback from our readers.
Please submit your comments to surgeditors@uw.edu.

NOTE: The newsletter editorial team will decide in its discretion whether to publish submitted comments in this column and may edit the comments for publication.

Save the Dates

**65TH ANNUAL
STRAUSS LECTURE**
Friday, November 21, 2014
Dr. Marco Patti
Professor of Surgery and
Director of the Center
for Esophageal Diseases
University of Chicago
Pritzker School of Medicine

**DOS ANNUAL
HOLIDAY BRUNCH**
Saturday, December 20, 2014
10:30am–1:00pm
UW Club

**SEATTLE SURGICAL SOCIETY
ANNUAL MEETING**
Friday, January 23, 2015
Hyatt Olive 8 Hotel
Seattle, WA

**21ST ANNUAL
HELEN & JOHN
SCHILLING LECTURE
&
DOS RESEARCH SYMPOSIUM**
Friday, February 27, 2015
Lecture Begins 3:00pm
Walter J. Pories, MD
Professor of Surgery
Brody School of Medicine
East Carolina University
Lecture Title: TBA
UW Tower Auditorium

**2015 ANNUAL
CHIEF RESIDENTS’ DINNER**
Friday, June 19, 2015
Bell Harbor International
Conference Center

UW Medicine

DEPARTMENT OF SURGERY

63-5514



University of Washington
Department of Surgery
BB487 Health Sciences Building
Box 356410
Seattle, WA 98195-6410

RETURN SERVICE REQUESTED

Surgery Synopsis is an in-house newsletter published on a quarterly basis to highlight the academic and research activities of the University of Washington School of Medicine Department of Surgery.

This publication is distributed to the Department's faculty, residents, staff, and friends.

Surgery Synopsis Editorial Team

Carlos A. Pellegrini, MD, Chairman
Kristine E. Calhoun, MD, Associate Professor
Heather L. Evans, MD, Assistant Professor
Lorrie A. Langdale, MD, Professor
Daniel J. Ledbetter, MD, Associate Professor
Erik Van Eaton, MD, Assistant Professor
Susan Marx, MBA, Director
Judith Rapp, Administrator
Michael Hilleary, Communications & Media Specialist

Co-Chief Editors:

Heather L. Evans, MD, Assistant Professor
Erik Van Eaton, MD, Assistant Professor

Contributing Writers:

Alexander W. Clowes, MD, Professor
Nicole S. Gibran, MD, Professor
Kate Rimmer, MBA, Research Manager

Special Thanks:

Samantha Levine, Associate Director for Donors;
UW Medicine, Office of Advancement for
her help and support

Managing Editor:

Judith Rapp, Administrator

Assistant Managing Editor &
Layout/Publication:

Michael Hilleary, Communications & Media Specialist

University of Washington
Box 356410
Seattle, WA 98195-6410
206-543-3680
206-685-6912 - FAX
surgeditors@uw.edu

WWW.UWSURGERY.ORG

 [FACEBOOK.COM/UWDOS](https://www.facebook.com/UWDOS)

 [TWITTER.COM/UWSURGERY](https://twitter.com/UWSURGERY)

 [YOUTUBE.COM/UWDEPTSURGERY](https://www.youtube.com/UWDEPTSURGERY)

© 2014 University of Washington—Department of Surgery.
All rights reserved.