


# Honors and Awards

## Faculty

Dr. [Alexander Clowes](#), Professor, Division of Vascular Surgery, received the [Society for Vascular Surgery \(SVS\) Lifetime Achievement Award](#). This award is the highest honor that the SVS bestows on one of its members. Selection for this honor recognizes an individual's outstanding and sustained contributions both to the profession and to SVS, as well as exemplary professional practice and leadership. Numerous nominations were received citing Dr. Clowes' many contributions and "unparalleled impact on the art and science of vascular disease management." All nominations noted his receipt of the prestigious [National Institutes of Health \(NIH\) Merit Award](#) and his influence on vascular science for years to come through the training and inspiration of young vascular scientists.



The SVS is a not-for-profit professional medical society, composed primarily of vascular surgeons, that seeks to advance excellence and innovation in vascular health through education, advocacy, research, and public awareness. SVS is the national advocate for 4,500 specialty-trained vascular surgeons and other medical professionals who are dedicated to the prevention and cure of vascular disease.



Dr. [Joseph Cuschieri](#), Professor, Division of Trauma, Burn, and Critical Care Surgery and Director of Surgical Critical Care, received the [2015 UW Medicine/HMC Cares Award](#). He was nominated by Dana Kyles, HMC Assistant Administrator. "Dr. Cuschieri rearranged his OR schedule

to accommodate an organ donation event. These cases are typically complex and require a high level of coordination for both the recovery and transplant teams."

The UW Medicine Cares Award is a means of honoring Harborview Medical Center staff, providers, and teams that consistently exemplify the UW Medicine Service Culture Guidelines. The award is presented biannually, in the Spring and Fall, to four providers, four healthcare professionals, and two HMC teams at each of UW Medicine's entities.



Dr. [James Park](#), Associate Professor, Division of General Surgery, received the Donald E. Bocek Endowed Research Development Award in Pancreatic Cancer. The Bocek endowment was established by Ms. Clarice Bocek in honor of her late husband, Donald. One award is given annually to a junior-level researcher working in the field of pancreatic research at UW Medicine. Awardees come from a variety of fields, including, but not limited to, gastroenterology, surgery, radiology, and genome sciences.

Dr. [Carlos Pellegrini](#), *The Henry N. Harkins Professor & Chair*, was appointed as a new member to [The Joint Commission](#) Board of Commissioners and Executive Committee and the [Joint Commission Center for Transforming Healthcare](#)'s Board of Directors. Dr. Pellegrini along with the other appointees will provide policy leadership and oversight to help The Joint Commission and the Joint Commission Center for Transforming Healthcare achieve their



missions to improve patient safety and quality of care.

"We are pleased to welcome these health care experts and leaders to The Joint Commission and the Joint Commission Center for Transforming Healthcare," said Mark R. Chassin, MD, FACP, MPP, MPH, president and CEO, The Joint Commission. "These respected individuals will bring together their vast and unique backgrounds and perspectives in health care to help our governing bodies improve the accreditation and certification services and quality improvement initiatives that we provide to nearly 21,000 health care organizations and programs across the United States."

Dr. [Pellegrini](#) was also conferred with an honorary fellowship by the [West African College of Surgeons \(WACS\)](#) for his achievements in and service to surgical education. WACS promotes postgraduate education and training in surgery in West Africa.




Professor Olajide O. Ajayi, past president of WACS, quoted a former resident in the honorary fellowship citation saying, "it is the overall professional conduct of this great man which has most impacted

(continued on page 20)

## Honors and Awards


Continued from page 19

us all – his patients, staff, trainees, and colleagues. It is the way he will listen at a moment of need, it is the unforeseen gesture of kindness, it is handwritten note that he is never too busy to write, and it is the confidence of knowing that he will always be your best advocate. This is what I learned from Dr. Pellegrini.”



Dr. [Sherene Shalhub](#) was accepted into the Rising Stars Career Development program. The program is sponsored by the [UW Institute of Translational Health Sciences \(ITHS\)](#) and provides promising early stage investigators from the WWAMI region with a high-quality, targeted and structured translational science career development package over the course of two years. The program includes \$15,000 in research funding, mentoring, peer-to-peer networking, and publication and grant application review services, with the goal of obtaining K or R-series funding from the National Institutes of Health.


Dr. [Mika Sinanan](#), Professor, General Surgery Division and president of [University of Washington Physicians \(UWP\)](#), was one of 19 winners



for *Seattle Business* magazine’s annual Leaders in Healthcare Awards for 2015. Dr. Sinanan won silver award for medical group executive. UWP is a group of nearly 2,000 UW Medicine faculty physicians and other healthcare practitioners. Dr. Sinanan, a practicing surgeon, has been leading efforts to improve UW Medicine access and improve quality by reducing costs. He told *Seattle Business* he believes patients come to see doctors not hospitals. “Part of my job is to keep that front and center with hospital directors,” he said.

“My colleagues are aware that anything I suggest, I have to live with myself. I have a hands-on perspective on how to manage work flow of ambulatory care.”

[Read more about the award >>](#)




Dr. [Gale Tang](#), Assistant Professor, Division of Vascular Surgery, was awarded \$140,000 by the [American Heart Association \(AHA\)](#) Washington Affiliate for her project “Modulation of p27 to enhance collateralization.” Atherosclerotic cardiovascular disease is the number one killer in the United States through heart attacks caused by blocked arteries to the heart. Patients who survive heart attacks often have continued chest pain due to poor blood flow to the heart, and many patients also lose legs to amputation because of progressive blockage in the arteries leading to poor blood flow to the legs. Dr. Tang’s research is focused on improving the development of collateral arteries, the body’s natural response when blood flow through arteries is blocked. Improved collateral development would allow patients to recover and stay symptom-free even when important arteries to the heart or legs are blocked by atherosclerosis. This two-year multidisciplinary study will involve faculty from the Departments of Bioengineering and Medicine (Division of Metabolism, Endocrinology & Nutrition), and will examine a gene called p27, which affects how humans react to arterial injury. Specifically, Dr. Tang and her team will explore where this gene acts to affect collateral development – in the bone marrow cells or in the cells of the collateral artery wall – as well as examine whether specific cells grow faster, die less often, or create special proteins that enhance collateral artery growth in the absence of p27. The long-term goal of this work is the development of therapies that

change the levels of p27 in the appropriate cells in order to improve collateral artery development. Dr. Tang anticipates that such treatment will help patients recover more fully from heart attacks and prevent amputations from blockages in the arteries going to the legs.



Dr. [John Waldhausen](#), Professor and Chief of the Division of Pediatric General and Thoracic Surgery, and the Pediatric Surgery Training Program Director, was elected to a three-year term as Secretary of the [American Pediatric Surgical Association \(APSA\)](#) Board of Governors. The APSA was established in 1970 and is the nation’s largest professional organization dedicated to the pediatric surgical specialty. Its mission is “to ensure optimal pediatric surgical care of patients and their families, to promote excellence in the field, and to foster a vibrant and viable community of pediatric surgeons.” APSA carries out this mission through a number of different avenues including advocacy for national pediatric surgical standards of care, encouraging innovation and discovery, and member education.

## Residents




Dr. [Jonathan G. Sham](#) was awarded the Alavi-Mandell Award for his publication “[Glypican-3 Targeting F\(ab’\)2 for 89Zr-PET of Hepatocellular Carcinoma.](#)” which appeared in the December 2014 issue of the *Journal of Nuclear Medicine*. The award is presented by the Society of Nuclear Medicine and Molecular Imaging to young investigators who played a primary role in high impact

(continued on page 21)

## Honors and Awards

Continued from page 20


projects and will be awarded at their annual conference in June of 2015. The project described the development of a novel PET radiotracer that specifically targets liver cancer, as well as various modifications that optimize its clinical feasibility. Dr. Sham worked on the project as a fellow in the NIH-funded T32 program in Nanotechnology and Physical Science Training Program in Cancer Research under mentors [James Park](#), Associate Professor in the Division of General Surgery, [Satoshi Minoshima](#), Professor in the Department of Radiology, and T32 Principal Investigator [Miqin Zhang](#), Department of Materials Science and Engineering.



Dr. **Meghan Flanagan** was selected to be recognized as a Patient Safety Hero. A Patient Safety Hero is one whose actions “go above and beyond one’s job.” This recognition is part of the UW Medical Center’s observance of Patient Safety Awareness Week (March 8–14, 2015).

Dr. Flanagan was nominated by fellow General Surgery resident Katherine Flynn-O’Brien, MD. Dr. O’Brien wrote, “Despite being a busy surgical resident, Meghan has gone above and beyond to promote patient safety. She has been a member and leader of the Housestaff Quality and Safety Committee for two years. She has pioneered projects critical to patient safety, including the [Patient Safety Innovations Project \(PSIP\)](#) during the 20013–2014 academic year, which created and implemented an electronic and automatic ORCA Problem List Manager tool. This tool helps providers maintain an updated and comprehensive problem list for their patients, which improves patient safety and handoff communication. Meghan was instrumental to the PSIP’s success: this tool is functioning for all of UWMC today. Additionally, Meghan is working hard to implement a standardized handoff tool in the post-operative care unit (PACU) to facilitate effective and efficient communication between care providers in the post-operative setting to minimize omission of information errors. Similar tools have been shown to reduce adverse patient events around the nation. Meghan is an advocate, leader, and (by far) one of the strongest resident voices in patient safety. Her work goes beyond the effect of one patient, touching hundreds already (through PSIP) and hundreds more (through the PACU handoff checklist). She is utmost deserving of a Patient Safety Hero Award.”

## Other Surgery News



Kanwar Thind, an undergraduate student at University of Washington, and Sunny Uppal, recent UW graduate, were each awarded SVS Student Research Fellowships for projects they will undertake this summer with Dr. [Gale Tang](#), Assistant Professor in the Division of Vascular Surgery (pictured on page 20). The award was established by the Society for Vascular Surgery Foundation and consists of a \$3,000 stipend, \$450 toward attendance at the 2015 Vascular Annual Meeting, and a two-year subscription to the Journal of Vascular Surgery. The students were nominated by Drs. Gale Tang and [Thomas Hatsukami](#), Professor in the Division of Vascular Surgery (pictured above), for their projects, “Role of MMP2 in p27 knockout vascular smooth muscle cell migration” and “Effect of hypoxia on p27 knockout vascular smooth muscle cell phenotypes.” Both projects will further understanding of the role of p27 on arterial remodeling in response to injury.

“Global oncology is an emerging focus in global health. A core question is how cancer early detection, diagnosis and treatment can be best adapted within existing healthcare systems with limited resources, particularly in low and middle income countries (LMICs). [The Breast Health Global Initiative \(BHGI\)](#), directed by Dr. [Ben Anderson](#), Professor in the Department of Surgery and based at [Fred Hutchinson Research Center](#), developed an evidence-based analytic approach called “resource-stratification,” in which cancer care systems and tools are prioritized and sequenced to provide guidance on how functional cancer management systems can be created in LMICs.



BHGI was recently acknowledged in a high level global publication. The [Council on Foreign Relations](#) invited an independent task force to address the rising crisis of non-communicable diseases in LMICs. This task force issued a new [report](#) entitled “*The Emerging Global Health Crisis: Noncommunicable Diseases in Low- and Middle-Income Countries.*” In this report ([page 66](#)), the Task Force identifies the work of BHGI and recommends that the U.S. “mobilize support” for developing other disease guidelines modeled after our resource-stratified approach:

“The Task Force calls on U.S. leadership to help mobilize support for development of resource-level-appropriate guidelines for the management of treatable and curable cancers. Breast cancer provides a good model. With the support of the Susan G. Komen Foundation and NCI, the Breast Health Global Initiative was formed and has since produced a comprehensive set of resource-specific, stage-specific guidelines for breast cancer management (Anderson, 2008). These guidelines provide the basis for prioritizing scarce local government resources and the blueprint for future investments. Similar guidelines are needed for leukemia and other treatable and curable cancers.”