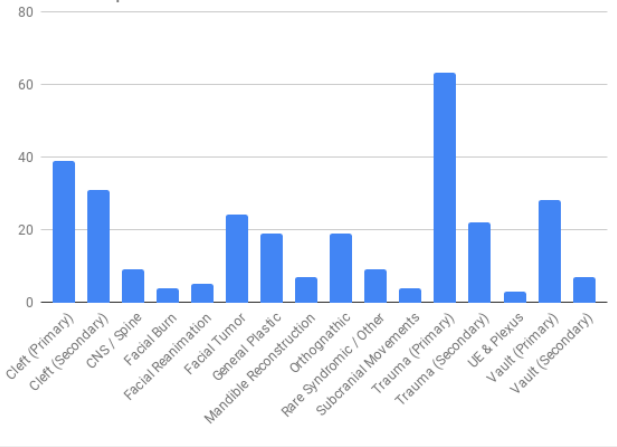


Fellowship Final Report - Morgan Evans - International Fellow 2017-2018

Case Composition

Cleft (Primary)	Primary lip, nose, palate, ABG	39
Cleft (Secondary)	Lip revision, septorhinoplasty, pharyngoplasty, fistulas	31
CNS / Spine	Meningomyelocele, ecephalocoele, complex scalp closure	9
Facial Burn Reconstruction	Local flaps, scar release, skin grafting	4
Facial Reanimation	Free functional muscle, cross facial grafts, lid procedures	5
Facial Tumor	Neurofibromas, maxillary/mandibular cysts, skin tumors	24
General Plastic	Removal hardware, otoplasty, nec fasc, benign lesions	19
Mandible Reconstruction	Costochondral grafts, TMJ recon, distraction	7
Orthognathic	LeFort 1, BSSO, wisdom teeth, arthrocentesis	19
Rare Syndromic / Other	Fat grafting, nasal recon, fuente del campo, other	9
Subcranial Movements	C3DO, LF3	4
Trauma (Primary)	All primary presenting trauma operations	63
Trauma (Secondary)	Cranioplasty, nasal recon, free flaps, tissue expansion.	22
UE & Plexus	Brachial plexus, syndactyly release	3
Vault (Primary)	FOA, posterior, +/- middle vaults	28
Vault (Secondary)	Cranioplasty, implants	7
*case numbers denote individual operative cases even though each case might contain multiple procedures (eg LeFort 1 + BSSO = 1 case)		
Total		293

Case Composition



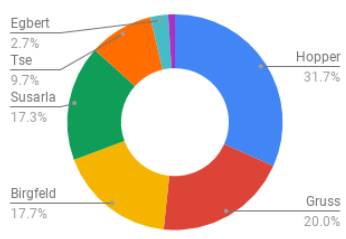
Staff Operative Exposure

Staff	Cases	Days
Hopper	95	48
Gruss	60	25
Birgfeld	53	28
Susarla	52	33
Tse	29	17
Egbert	8	7
Neligan	3	3

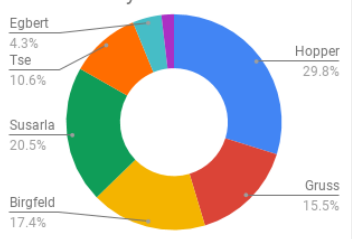
Clinic Exposure

Staff	Clinic days
Hopper	8
Birgfeld	9
Susarla	5
Gruss	8
Tse	6
Egbert	1
SCH clinics	36
HMC clinics	33

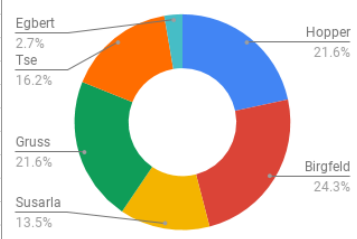
Staff Cases



Staff OR Days



Staff SCH Clinics



Overnight Call-ins for Operative Cases

Sep 23	Dog bite
Nov 23	GSW
Dec 31	GSW
Jan 19	Meningomyelocele
Jan 28	MVC pan face
Mar 21	Nec fasc
Apr 4	Retrolubar hematoma
Apr 8	GSW
May 20	Cougar attack
June 15	Hematoma evac
July 1	Retrolubar hematoma
July 16	Frontal sinus / orbital ORIF

Work Days

Start Date	End Date	Days
August 10th, 2017	July 30th, 2018	
Weekends on call		25
Weekends off call		27
Holidays on call		7
Holidays off call		3
Total available work days in year (M-F only, excl. weekends or holidays)		244
Total work and call days (M-F, call weekends, call holidays)		301

Missed Work Days

Aug 1-2, 7-9	Credentiating delay	5
Aug 3-4	Boot camp	2
Aug 25	Wedding	1
Oct 24-27	ISCFS Conference	4
Nov 13-17	Vacation	5
Dec 20-26	Xmas time off	4
Feb 20-22	New baby	3
Apr 19-20	Stryker Course	2
July 30-31	Moving	2
Total missed work days (M-F only, excl. weekends or holidays)		28

Additional Professional Development

Stryker: Mastery of Treatment and fixation techniques	Apr 20-21	Tampa, FL
Facial Transplantation Cadaver Workshops	5 of 6	

Research during Fellowship

Review of Sub-cranial distraction (LF3 and LF2ZR) outcomes, polysomnography and cephalometrics.	Hopper, Kapadia, Kim	Data collection
A comparison of Bipartition distraction with Le Fort II and zygomatic repositioning in Apert Syndrome	Hopper, Dunaway	Data collection
Non-Surgical Facial Masculinization and Feminization in Gender Affirmation	Morrison, Chambers	Accepted for publication with reviews

All cases		
Alveolar bone graft	Excision lesion	ORIF orbit
Alveolar bone graft	Excision lesion	ORIF orbit, ZMC, dental-alveolar #s, bone graft midface (calvarial graft)
Alveolar bone graft	Excision lesion	ORIF orbital floor
Alveolar bone graft	Excision lesion	ORIF orbital floor
Alveolar bone graft	Excision lesions (pilomatixoma)	ORIF orbital floor and closed nasal reduction
Alveolar bone graft	Excision multiple neurofibromas	ORIF orbital floor and orbital rim #
Alveolar bone graft	Extraction wisdom teeth	ORIF orbital floor and ZMC
Alveolar bone graft	FAMM flap	ORIF orbital floor and ZMC
Alveolar bone graft	Fat grafting (face)	ORIF Panface - bifrontal craniotomy #, obliteration frontal sinus, bilateral orbital roof recon, skull base bone graft and pericranial flaps, NOE, ZMC, LeFort 123
Alveolar bone graft	Free fibula reconstruction of anterior mandible defect	ORIF Panface - frontal sinus, NOE, mandible, maxilla, palate, MMF, bone grafting.
Alveolar bone graft	Free functional gracilis, vein graft	ORIF Panface - frontal sinus, ZMC, orbital floor, NOE, bone graft orbit and cranium, implant orbital floor, pericranial flap, dural patch
Alveolar bone graft (bilateral)	Free functional muscle transfer	ORIF parasymph mandible and MMF
Alveolar bone graft (bilateral)	Free functional muscle transfer	ORIF parasymph mandible #
Alveolar bone graft (bilateral)	Free osteocutaneous flap maxilla reconstruction	ORIF ZMC
Alveolar bone graft (bilateral)	Fronto-orbital advancement	ORIF ZMC
Alveolar bone grafting	Fronto-orbital advancement	ORIF ZMC
Alveolar bone grafting	Fronto-orbital advancement	ORIF ZMC
Arch bar removal	Fronto-orbital advancement	ORIF ZMC #
Bilateral costochondral graft TMJ/Mandible reconstruction	Fronto-orbital advancement	ORIF ZMC and complex laceration closure
Bilateral costochondral graft TMJ/Mandible reconstruction	Fronto-orbital advancement	ORIF ZMC and NOE
Bilateral Sagittal Split Osteotomy	Fronto-orbital advancement	ORIF ZMC and NOE
Biopsy tongue lesion	Fronto-orbital advancement	ORIF ZMC and orbital floor
Burn scar reconstruction - excision and local flap	Fronto-orbital advancement and middle cranial vault remodeling	ORIF ZMC and orbital floor
Burn scar reconstruction - FTSG to ear and upper eyelid, mutple Y to V, tarsal strip, alar rim advancement	Fronto-orbital advancement and middle cranial vault remodeling	ORIF ZMC and Orbital floor
C3DO - LeFort 2 rotation advancement, transfacial pins, rami osteotomies.	GSW initial management, complex soft tissue repair	ORIF ZMC, LeFort 1, orbital floor, and MMF with dentures.
C3DO - LeFort II, trans-ramal osteotomies, transfacial pins	GSW initial management, complex soft tissue repair	ORIF ZMC, NOE, orbital floor
C3DO - LeFort III, condylectomy	GSW initial management, complex soft tissue repair	ORIF zygoma, orbital floor, exploration facial nerve, stensons duct
CADCAM implant	GSW initial management, complex soft tissue repair	Otoplasty
Cleft lip revision	Hardware removal and consolidation rd placement	Palatal lesion biopsy
Cleft earlobe repair	I&D bicoronal abscess	Palatoplasty
Cleft kindergarten rhinoplasty	I&D facial smash, MMF, repair complex facial laceration, teeth extraction	Palatoplasty
Cleft lip and primary rhinoplasty	I&D GSW, complex closure	Palatoplasty
Cleft lip and primary rhinoplasty	I&D Necrotizing facitis	Palatoplasty
Cleft lip repair and primary rhinoplasty	I&D submandibular space infection	Palatoplasty
Cleft lip repair and primary rhinoplasty	LeFort I advancement and allografting with BSSO	Palatoplasty
Cleft lip repair and primary rhinoplasty	LeFort I distraction	Palatoplasty
Cleft lip repair and primary rhinoplasty	LeFort I distraction and wisdom tooth extraction	Palatoplasty
Cleft lip repair and primary rhinoplasty	LeFort I osteotomy	Palatoplasty
Cleft lip repair and primary rhinoplasty	LeFort I osteotomy and BSSO, anterior subapical osteotomy	Palatoplasty
Cleft lip revision	LeFort I osteotomy and BSSO, bone grafting, septoplasty	Palatoplasty
Cleft lip revision	LeFort I osteotomy and iliac crest bone grafting	Palatoplasty and lip adhesion
Cleft lip revision	LeFort I osteotomy distraction and halo application	Paraspinal muscle flap closure
Cleft lip revision	LeFort I osteotomy, 2 piece, and BSSO	Pharyngoplasty
Cleft lip revision	LeFort I osteotomy, 2 piece, and BSSO	Posterior and middle cranial vault remodeling / switch cranioplasty
Cleft lip revision (BCLP)	LeFort I osteotomy, 3-piece, bone grafting	Posterior cranial vault distraction
Cleft lip revision (bilateral CLP)	LeFort I Osteotomy, BSSO, sliding genioplasty	Posterior cranial vault distraction and fossa decompression
Cleft lip revision and closure oronasal fistula	LeFort I osteotomy, dental extractions	Posterior cranial vault remodeling
Cleft rhinoplasty and dermal fat graft to lip	LeFort I osteotomy, genioplasty, and genioglossus advancement (Double Jaw)	Posterior cranial vault remodeling
Cleft rhinoplasty with conchal bowl graft	LeFort III distraction	Posterior cranial vault remodeling
Cleft rhinoplasty with costochondral graft	Lesion excision	Posterior cranial vault remodeling
Cleft septorhinoplasty	Lower eyelid reconstruction (Mustarde flap with conchal cartilage)	Posterior cranial vault remodeling
Cleft septorhinoplasty	Mandible distraction	Posterior cranial vault remodeling
Cleft Septorhinoplasty	Mandible reconstruction	Posterior cranial vault remodeling
Cleft Septorhinoplasty	Mandible reconstruction - costochondral graft	Posterior cranial vault remodeling and fossa decompression
Cleft Septorhinoplasty and Cleft Lip Revision	Mandible reconstruction with costochondral graft	Posterior cranial vault remodeling
Cleft Septorhinoplasty and Cleft Lip Revision	Medial and lateral canthoplasties, bilateral	Posterior cranial vault remodeling
Cleft Septorhinoplasty and lip revision	Medial canthoplasty	Posterior cranial vault remodeling
Cleft septorhinoplasty and lip revision, hardware removal	Medial canthoplasty and neurofibroma excision	Posterior cranial vault remodeling
Cleft septorhinoplasty with rib cartilage graft	Medpore cranioplasty and orbital reconstruction	Posterior cranial vault remodeling
Cleft Septorhinoplasty with rib graft	Meningocele closure	Posterior cranial vault remodeling
Cleft Septorhinoplasty with rib graft	Meningocele closure	Radical neck dissection, neurofibromas removal, tongue reduction
Cleft Septorhinoplasty, conchal bowl graft	Meningocele closure	Removal halo distraction device
Cleft tip rhinoplasty (alar base transposition and batton grafts)	Middle Fossa Encephalocele Repair	Removal hardware
Cleft tip rhinoplasty (kindergarten)	Multiple local flaps head and neck, burn scar release, FTSG to lip.	Removal hardware
Closed nasal reduction	Multiple transposition flaps, jumping man, burn reconstruction periorbital region	Removal hardware
Closed reduction zygomatic arch	Nail bed excision (Aperts)	Removal hardware
Closed Septorhinoplasty with osteotomies	Nasal reconstruction - composite alar rim graft	Removal hardware
Closure meningocele	Nasal reconstruction - converse scalping flap, calvarial bone graft, TE capsule	Removal hardware
Closure nasolabial fistula, acellular dermal matrix	Nasal reconstruction - division converse scalping flap	Removal hardware (Pfeiffer)
Closure palatal fistula	Nasal reconstruction - revisions forehead flap, local flaps, Abbe flap	Repair dog bite, complex lacerations, facial nerve repair
Complex scalp closure	Nasal reconstruction - tissue expander, forehead flap, local nasal flaps, rib cartilage graft	Resection maxillary mass, creation antrostomal fistula, SMAS flap
Complex scalp closure	Nasal reconstruction with rib graft	Reverse Gilles elevation ZA
Congenital Nevus excision	Open rhinoplasty, conchal bowl graft, hardware removal	Revision rhinoplasty / nasal recon
Costochondral graft harvest	Orbital reconstruction	Scalp reconstruction
Cranioplasty (alloplastic)	Orbitocranial osteotomy approach and closure	Scalp reconstruction
Cranioplasty (alloplastic)	ORIF and osteotomies delayed ZMC #	Scalp reconstruction and removal hardware
Cranioplasty (alloplastic)	ORIF bilateral mandible #	Scar excision and liposuction, lower eyelid
Cranioplasty (alloplastic)	ORIF bilateral mandible fractures with MMF	Septorhinoplasty (traumatic)
Cross facial nerve graft	ORIF bilateral orbitocranial fractures, bone graft cranium, closed nasal reduction.	Septorhinoplasty (traumatic) with rib graft
Cross facial nerve graft, gold weight, tendon sling	ORIF comminuted ZMC, orbit, orbital floor implant	Sphincter Pharyngoplasty
Custom CADCAM cranioplasty	ORIF frontal sinus	Syndactyly release for complex bilateral Aperts Syndrome
Custom cranioplasty and temporal implant	ORIF frontal sinus and orbital rim	Temporal / Orbital implant cranioplasty, septorhinoplasty
Encephalocele repair	ORIF frontal sinus and orbital rim, obliterate sinus	Tip Rhinoplasty with conchal graft (frontonasal dysplasia)
Enucleation mandibular cyst	ORIF frontal sinus, cranialization, pericranial flap, bone graft, reconstruction orbit, ORIF zygoma, LeFort 1	Tissue expander placement (scalp)
Enucleation mandibular mass	ORIF LeFort 1	TMJ ankylosis release, costochondral graft, TPF flap
Enucleation maxillary tumor and buccal fat flap	ORIF LeFort 1 and MMF condyle #	TMJ injection
Evacuation cheek hematoma	ORIF LeFort 1/2, frontal sinus, nasal #	TMJ manipulation and bone anchoring
Evacuation hematoma face, interrogation anastomosis	ORIF LeFort III, II, orbital floor	Vertex craniectomy
Evacuation retrobulbar hematoma	ORIF mandible	Wide excision melanoma
Evacuation retrobulbar hematoma, lateral canthotomy	ORIF mandible	Wisdom teeth surgical extraction
Excision bone lesion forehead	ORIF mandible angle #	ZMC osteotomy and repositioning, lateral canthoplasty
Excision branchial cleft cyst	ORIF mandible body fracture	ZMC osteotomy and repositioning, medial and lateral canthoplasty, orbital floor recon with calvarial bone graft, scar revision
Excision congenital nevus - eye, local flaps.	ORIF mandible symphyseal #, MMF bilateral condyles	
Excision lesion	ORIF mandible, bilateral LeFort 1/2, Closed nasal reduction	
Excision lesion	ORIF medial orbital wall, orbital floor	
Excision lesion	ORIF NOE	
Excision lesion	ORIF NOE	
Excision lesion	ORIF NOE, cantelever bone graft, medial canthal tendon recon	
Excision lesion	ORIF orbit	
Excision lesion	ORIF orbit	