

CloudCME® MOBILE APP

The CloudCME® mobile app provides quick access to most functions. You only need to download the app and sign in, and then you will be able to view content, perform tasks, see listings of activities or check-in to activities from your device. When an activity is complete, evaluation forms and claim credit allow you to finalize the process.














HOW TO DOWNLOAD THE CLOUDCME® MOBILE APP?

- + Download the CloudCME® mobile app on the [App Store](#) or [Google Play](#)
- + Use organization code: **UW**



FEATURES

The available features in the CloudCME® mobile app are set by UW. The mobile app features may include:

 Profile	Create and manage your account
 Faculty	Access and complete your faculty assigned tasks
 Audience Response	Participate in audience response polls, when applicable
 Calendar	View upcoming activities and complete registration, when applicable
 Online Courses	Access and complete most online activities
 Claim Credit	Record your attendance using an activity ID number
 Syllabus	View activity syllabi, uploaded presentations and take notes on the displayed slides
 Tests	View and complete activity pretests, posttests, assessments and attestations
 Evaluations	Complete activity evaluations
 Certificates	View, print or email certificates
 Transcript	View, print or email your transcript
 Scan Attendance	Record your attendance using a QR code, when applicable
 Saved Files	View, email or delete your saved files